

# FARINGDON TOWN COUNCIL

The Pump House, 5 Market Place FARINGDON,  
Oxfordshire, SN7 7HL  
Telephone 01367 240281  
office@faringdowntowncouncil.gov.uk  
[www.faringdowntowncouncil.gov.uk](http://www.faringdowntowncouncil.gov.uk)  
Clerk: Sally Thurston



## Faringdon Design Code

The Town Council require an overarching strategy to refer to when considering future streetscape works within the town, whether they be brought forward by the public or private sector.

**1. The objective** of this Design Code is to produce a single concise document that is easy to use and provides clear guidance on appropriate public realm treatment for the streets within Faringdon and Conservation Area.

Having a fully justified and approved Design Code in place will enable Faringdon Town Council to take an informed position on Planning Consultations; help to improve design standards; ensure that new-built development and changes to the public realm are appropriate to the character of the town; and help to direct investment into the town's public realm.

### **Application of this Design Code**



**1.1** All towns are uniquely formed by the geographical, economic and cultural conditions that exist and change over time. These factors have combined to provide Faringdon with a particularly rich and valuable architectural townscape heritage.





**1.2** This Design Code is intended to provide an overview that will help to recognise, express, celebrate and develop the town's historic and future character. It aims to do this by bringing a consistent approach to the hierarchy of the streets and the public realm and to the utilitarian elements of street furniture whilst, simultaneously, encouraging future designers to acknowledge and develop the local distinctiveness and sense of place that exists both within the town as a whole and its many distinct neighbourhoods.

**1.3** It is intended that this Design Code will be used by Faringdon Town Council and design professionals alike. The aim is to improve design standards, ensuring that new and refurbished development and changes to the public realm enhance the character of the town.

## **2. Pallet and Logos**

### **Pallet**

	Light blue #78a0c0
	Dark blue #66859A

	<b>Dark Green #1E4226</b>
	<b>Red #D24237</b> Accent colour (to be used sparingly!)
	<b>Schiaparelli Pink # DB1A54</b>
	<b>Black #000000</b>

**Logos**



**3. Street Furniture design guidelines**

*The following principles should be followed:*

- High quality street furniture should reflect and enhance the character of the historic core and should be appropriately placed to reduce clutter while enhancing pedestrian spaces.
- Surviving historic street furniture should be retained and refurbished as necessary.
- There is a need for a balance between consistency of design in street furniture, and appropriateness in terms of setting.
- The design of the street furniture should be coordinated using a limited pattern of traditional materials such as stone, wood and metal. The design should have a timeless quality that is capable of accommodating future additions or changes. It should not be ultra modern nor fussy in style.
- Metal street furniture should be painted in green and black from the palette above
- Recycled material should be used where ever possible
- Street furniture should be sustainable, durable, easy to maintain, resistant to vandalism and any unintended use such as skateboarding.
- The siting of street furniture, including signs, bins, bollards, cycle stands, utilities' boxes, lighting, etc, should be designed with the aim of reducing visual clutter.

### **Seating**

- Seats must be carefully placed to be visible and encourage proper use; where suitable, litter bins can be helpful in close proximity.
- Seats must be accessible, particularly for elderly or disabled people, be comfortable and ergonomically designed.
- For general street use, black or green recycled material with backs should be used. These provide a robust and durable solution that is comfortable and can easily be maintained. Ornate cast iron seats are not appropriate.

Guide design:



### **Litter bins**

- Litterbins need to be neutral in design to reduce their impact on the public realm but conveniently sited to attract use.
- They must be of an appropriate size to conveniently service and clean. They must be of a robust design to cope with heavy usage and potential vandalism.
- Litter bins should include provision for collecting recyclable waste and be made from recycled materials where possible

Guide design:



### **Cycle racks**

- Secure cycle racks should encourage demand and be placed where they are likely to be used without causing obstruction or clutter. They must be overlooked and well lit at night to make them secure.
- Simple hoop style cycle stands, painted black, should be used as standard

Guide design:



### **Bollards**

- The number of bollards used should be minimised to reduce street clutter but sufficiently closely spaced to prevent cars entering areas that could accommodate illegal parking.
- Square section timber bollards, painted green from the palette should be used as the standard bollard within the town centre and conservation areas. Artistic bollards can be added.
- Cast iron bollards should be used when a more robust bollard is required or where the architectural setting demands a grander design of bollard.

Guide design:



## **Notice boards**

- Notice boards need to be neutral in design to reduce their impact on the public realm but conveniently sited to attract use.
- They must be of an appropriate size to conveniently service and clean. They must be of a robust design to cope with heavy usage and potential vandalism.
- For general street use, black or green painted recycled material

Guide design:



## **Bus Shelters**

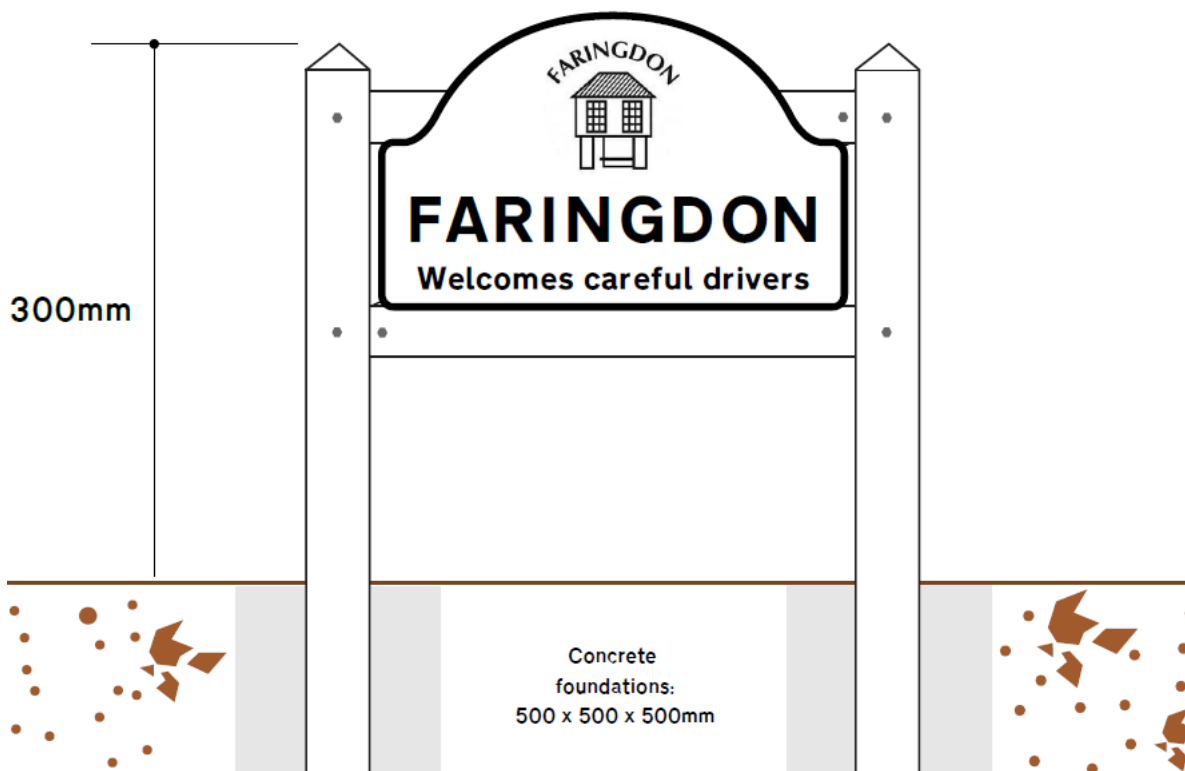
- Bus shelters need to be neutral in design to reduce their impact on the public realm but conveniently sited on well used bus routes.
- Bus shelters should be green, from the palette
- They must be of an appropriate size to conveniently service and clean. They must be of a robust design to cope with heavy usage and potential vandalism.



### Welcome signs

- Welcome signs should be placed at the following entrances to the town:
  - Radcot Road
  - Park Road
  - London Street
  - Lechlade Rd
  - Highworth Rd
  - Coxwell Rd
- Signs should be clear, easy to read and not a distraction to drivers
- They must be of an appropriate size to conveniently service and clean. They must be of a robust design to cope with heavy usage and potential vandalism.
- Faringdon logo should be clearly displayed
- Twinning towns Konigstein and Le Mele shown Clearly

Guide design:



## Planters

- Planters need to be neutral in design to reduce their impact on the public realm but sited for maximum impact and ease of maintenance
- They must be of an appropriate size to conveniently service and clean. They must be of a robust design to cope with heavy usage and potential vandalism.
- For general street use, black or green recycled material

Guide design:

